

PRODUCT LINE CARD

		Product Name	Listing	Part Number ¹	Nominal Diameter in (mm)	Package
Category 6A		10Gain® XP CAT 6A	CMR	6H-272-xA	0.275 (6.99)	1,000' Reel
			CMP	6H-272-xB		
		10Gain CAT 6A	CMR	6A-272-xA	0.35 (8.9)	1,000' Reel
			CMP	6A-272-xB	0.32 (8.1)	
	CAT 6A F/UTP (ScTP)	CMR	6F-272-xA	0.29 (7.3)	1,000' Reel	
		CMP	6F-272-xB	0.30 (7.7)		
Category 6		NextGain® CAT 6eX	CMR	54-246-xA	0.23 (5.8)	1,000' BrakeBox®
				54-272-xA		1,000' Reel
			CMP	54-246-xB	0.23 (5.7)	1,000' BrakeBox
				54-272-xB		1,000' Reel
		DataGain® CAT 6+	CMR	66-246-xA	0.22 (5.5)	1,000' BrakeBox
				66-240-xA		1,000' POP™ box
			CMP	66-246-xB	0.22 (5.5)	1,000' BrakeBox
				66-240-xB		1,000' POP box
		CAT 6+ F/UTP (ScTP)	CMR	6T-272-xA	0.29 (7.3)	1,000' Reel
			CMP	6T-272-xB	0.30 (7.7)	
		CAT 6	CMR	77-246-xA	0.22 (5.5)	1,000' BrakeBox
				77-240-xA		1,000' POP box
CMP			77-246-xB	1,000' BrakeBox		
			77-240-xB	1,000' POP box		
	CAT 6+ LSZH	CM	66-246-xL	0.24 (6.0)	1,000' Reel-in-a-Box	
	Interlock Armored Premises Copper CAT 6 (single component)	CMR	K4-199-xA ²	0.49 (12.5)	1,000' Reel	
			L4-199-xA ³	0.55 (14.0)		
	Interlock Armored Premises Copper CAT 6 (dual component)	CMR	K4-299-SA ²	0.80 (20.2)	1,000' Reel	
			L4-299-SA ³	0.87 (22.2)		
Category 5e		Cobra CAT 5e+	CMR	52-200-x5	0.19 (4.8)	1,000' Reel-in-a-Box
				52-240-x5		1,000' POP box
			CMP	52-200-x8		1,000' Reel-in-a-Box
				52-241-x8		1,000' POP box
		CAT 5e+ F/UTP (ScTP)	CMR	5F-220-x5	0.28 (7.1)	1,000' Reel
			CMP	5F-220-x8	0.25 (6.4)	
		Marathon LAN® CAT 5e	CMR	51-243-x5	0.18 (4.6)	1,000' Reel-in-a-Box
				51-240-x5		1,000' POP box
			CMP	51-243-x8	0.19 (4.8)	1,000' Reel-in-a-Box
				51-241-x8		1,000' POP box
		CAT 5e F/UTP (ScTP) Outdoor Sunlight Resistant	CMR/CMX	5F-220-E1	0.28 (7.1)	1,000' Reel
		CAT 5e F/UTP (ScTP) Outdoor	CMR/CMX	5F-220-x1	0.28 (7.1)	1,000' Reel
	CAT 5e Outdoor Sunlight Resistant	CMR/CMX	51-240-E1	0.21 (5.3)	1,000' POP box	
	CAT 5e Outdoor	CMR/CMX	51-240-x1	0.21 (5.3)	1,000' POP box	
	CAT 5e LSZH	CM	51-240-xL	0.19 (4.8)	1,000' POP box	
	25-Pair Power Sum CAT 5e	CMR	51-478-x5	0.57 (14.5)	1,000' Reel	
		CMP	51-478-48	0.48 (12.2)		
	25-Pair CAT 5e Indoor/Outdoor	CM	51-499-EL	0.59 (15)	1,000' Reel	
	Interlock Armored Premises Copper CAT 5e (single component)	CMR	K2-199-x5 ²	0.44 (11.2)	1,000' Reel	
			L2-199-x5 ³	0.50 (12.6)		
	Interlock Armored Premises Copper CAT 5e (dual component)	CMR	K2-299-S5 ²	0.80 (28.2)	1,000' Reel	
			L2-299-S5 ³	0.88 (22.2)		

¹Where "x" = jacket color (see color key below). ²No outer jacket. ³With outer jacket. For single unit cables, the outer jacket color matches the internal component jacket color. For dual unit cables, the standard outer jacket color is Blue.

		Premises Cable Standard Jacket Colors									
KEY	Superior Essex offers an extensive line of jacket colors. They are available from stock with no minimum quantity required. Other colors are available upon request.	Blue 2 STOCK	Gray 3 STOCK	White 4 STOCK	Green 5	Yellow 6 STOCK	Purple 7	Red 9	Orange D	Black E	

PREMISES COPPER		Product Name	Part Number	Shield	Nominal Diameter in (mm)	Package
CAT 6A		OSP Broadband CAT 6A BBDN6A	04-001-A4	Coated aluminum tape	0.39 (9.8)	1,000' Reel
			04-601-A4			Cut to length
CAT 6A		OSP Broadband CAT 6A BBDG6A	04-001-A5	Copper-clad steel	0.39 (9.8)	1,000' Reel
			04-601-A5			Cut to length
CAT 6		OSP Broadband CAT 6 BBD6	04-001-68	None	0.30 (7.6)	1,000' Reel
			04-601-68			Cut to length
		OSP Broadband CAT 6 BBDN6	04-001-64	Coated aluminum tape	0.39 (9.8)	1,000' Reel
			04-601-64			Cut to length
	OSP Broadband CAT 6 BBDG6	04-001-65	Copper-clad steel	0.39 (9.8)	1,000' Reel	
		04-601-65			Cut to length	
CAT 5e		OSP Broadband CAT 5e BBD6e	04-001-58	None	0.26 (6.6)	1,000' Reel
			04-601-58			Cut to length
		OSP Broadband CAT 5e BBDNe	04-001-54	Coated aluminum tape	0.36 (9.1)	1,000' Reel
			04-601-54			Cut to length
	OSP Broadband CAT 5e BBDGe	04-001-55	Copper-clad steel	0.36 (9.1)	1,000' Reel	
		04-601-55			Cut to length	

PREMISES COPPER		Product Name	Part Number	Number of Cable Components ²			Nom. Diameter in (mm)	Package
				CAT 6/5e	RG-6 Quad	62.5 2-Fiber		
CAT 6		Bundled Composite CAT 6 CMR	D3-B169SA	2	1	1	0.56 (14)	Cut to length on reel
			D3-E169SA	2	2	1	0.51 (13)	
			D3-K169SA	3	1	1	0.67 (17)	
			D3-N169SA	3	2	1	0.67 (17)	
CAT 5e		Bundled Composite CAT 5e CMR	D1-B169S5	2	1	1	0.61 (16)	Cut to length on reel
			D1-E169S5	2	2	1	0.58 (15)	
			D1-K169S5	3	1	1	0.73 (19)	
			D1-N169S5	3	2	1	0.71 (18)	






²Multiple construction options available, including other fiber types and fiber counts upon request.

PREMISES COPPER		Product Name	Listing	Part Number	Jacket Color	Nom. Diameter in (mm)	Package
CAT 3		CAT 3 100-Pair	CMR	18-789-33	Gray	0.74 (18.7)	Cut to length
			CMP	18-799-36		0.84 (21.3)	
		CAT 3 200-Pair	CMR	18-A99-33	Gray	1.05 (26.6)	Cut to length
			CMP	18-A99-36		1.16 (29.4)	
		CAT 3 300-Pair	CMR	18-B99-33	Gray	1.27 (32.2)	Cut to length
			CMP	18-B99-36		1.44 (36.7)	
Coaxial		Coax RG-6, Quad Shield CM/CATV, CMR/CATVR and CMP/CL2P	CM/CATV	78-147-9P	White	0.30 (7.5)	1,000' POP box
				79-147-9P	Black		1,000' Reel
			CMR/CATVR	78-148-91	White		1,000' Reel
				79-148-91	Black		1,000' Reel
		Coax RG-6, Quad Shield Aluminum Interlock Armored	CMR	KC-919-45 ³	White	0.53 (13.5)	1,000' Reel
				KC-919-E5 ³	Black		1,000' Reel
		Coax RG-6, Tri-Shield 70%	CM	78-11A-9R	White	0.28 (7.1)	1,000' Reel-in-a-Box
79-11A-9R				Black	1,000' Reel-in-a-Box		
	Coax RG-6, 60% Shield	CM	78-107-9P	White	0.28 (7.1)	1,000' POP box	
			79-107-9P	Black		1,000' POP box	
	Coax RG-59, 95% Shield	CMP/CL2P	78-55C-91	White	0.19 (5.1)	1,000' Reel	




³No outer jacket.

FIRE ALARM/SECURITY		Product Name	Listing	Part Number	Conductor Count	AWG (mm)	Nom. Diameter in (mm)	Package
	Fire Alarm, Non-Shielded Power Limited	FPLR/CL3R/CMR	2F-212-91	2F-212-91	2	16 (1.29)	0.17 (4.4)	1,000' Ribbed spool
	Fire Alarm, Shielded Power Limited	FPLR/CL3R/CMR	2F-132-92	2F-132-92	4	18 (1.02)	0.18 (4.7)	1,000' Ribbed spool
	Interlock Armored Fire Alarm Riser, Non-Shielded	FPLR/CL3R	K2F-419-91	K2F-419-91	2	12 (2.05)	0.50 (12.7)	1,000' Wood reel
			K2F-339-91	K2F-339-91	4	14 (1.63)	0.50 (12.7)	1,000' Wood reel
	Security Control, Non-Shielded Power Limited	FPLR/CL3R/CMR	2F-D12-31	2F-D12-31	2	16 (1.46)	0.19 (4.7)	1,000' Ribbed spool
								FPLP/CL3P/CMP
	Security Control, Shielded Power Limited	FPLR/CL3R/CMR	2F-D12-32	2F-D12-32	2	16 (1.46)	0.20 (5.0)	1,000' Ribbed spool
		FPLP/CL3P/CMP	2F-D12-44	2F-D12-44				





CENTRAL OFFICE COPPER

	Product Name	Part Number	Product Code	Pair Count	AWG (mm)	Jacket Color	Nom. Dia. in (mm)	Std. Length ft (m)	Package	
600 Series	 ABAM (600B) Series	55-799-25	609B	25	22 (0.64)	Dark Gray	0.65 (17)	5,000 (1,524)	Reel	
		55-A99-25	615B	32			0.71 (18)			
		55-B99-25	610B	50			0.84 (21)			
		55-E99-25	611B	100			1.14 (29)	7,500 (2,285)		
	 600C Series	55-399-38	606C	6	22 (0.64)	Gray	0.32 (8.1)	10,000 (3,048)	Reel	
		55-799-38	609C	25			0.55 (14)	5,000 (1,524)		
		55-A99-38	615C	32			0.61 (16)	5,000 (1,524)		
		55-B99-38	610C	50			0.74 (19)	3,000 (914)		
Miscellaneous	 1249C Series	55-799-20	-	25	26 (0.40)	Gray	0.43 (11)	5,000 (1,524)	Reel	
		55-A99-20		32			0.46 (12)	4,000 (1,219)		
		55-B99-20		50			0.55 (14)	3,000 (914)		
		55-E99-20		100			0.73 (19)			
	 1161A Series CAT 3	55-799-21	-	25	24 (0.51)	Gray	0.48 (12)	5,000 (1,524)	Reel	
		55-A99-21		32			0.55 (14)	4,000 (1,219)		
		55-B99-21		50			0.66 (17)	3,000 (914)		
		55-E99-21		100			0.89 (23)	1,000 (305)		
	 T100 Series	55-399-43	T106	6	24 (0.51)	Gray	0.30 (7.6)	6,644 (2,025)	Reel	
		55-799-43	T125	25			0.43 (11)	5,315 (1,620)		
		55-A99-43	T132	32			0.47 (12)	3,937 (1,200)		
	 25-Pair CAT 5e Shielded CMR	55-779-19	-	25	24 (0.51)	Green	0.57 (15)	5,000 (1,524)	Reel	
		55-789-19				Gray				
		55-799-19				Blue				
	Switchboard	 Switchboard 100 Ohm	55-241-23	TIW 4/24 or 286A	4	24 (0.51)	Gray	0.18 (5)	1,000 (305)	POP™ box
			55-799-23	TIW 25/24	25			0.39 (10)	5,000 (1,524)	Reel
55-E99-23			TIW 100/24 or 262A	100	0.77 (20)			1,000 (305)		
55-275-26			812A	4	26 (0.40)	0.15 (4)		5,000 (1,524)		
55-799-26			824A	25		0.31 (8)				
55-E99-26			806A	100		0.61 (16)				
 Switchboard 100 Ohm 200A/800A Series (Canadian Color Code)		55-399-46	252A	6	24 (0.51)	Gray	0.22 (5.6)	3,000 (915)	Reel	
		55-699-46	255A	20	0.35 (8.9)					
		55-599-47	807A	17	26 (0.40)		0.26 (6.6)	3,000 (915)		
		55-A99-47	808A	33			0.37 (9.4)	2,000 (610)		
 Shielded Switchboard 85		02-097-61	SSWBD	25	24 (0.51)	Gray	0.35 (8.9)	5,000 (1,524)	Reel	
		02-098-61		32			0.41 (10)			
	02-104-61	100		0.63 (16)						
 Switchboard 85	02-815-10	SWBD	25	24 (0.51)	Gray	0.31 (7.9)	5,000 (1,524)	Reel		
	02-832-10		32			0.36 (9.1)				
	02-820-10		100			0.60 (15)				







CENTRAL OFFICE COPPER

	Product Name	Part Number	Number of Conductors	AWG (mm)	Jacket Color	Nom. Dia. in (mm)	Std. Length ft (m)	Package
Distribution Frame Wire	 Distribution Frame Wire DFW	12-101-13	2	24 (0.51)	Red/White	0.08 (2.0)	1,000 (305)	Spool
		12-102-13			Red/Yellow			
		12-103-13			White/Blue			
		12-105-13			Black/White			
	 Heavy Duty Distribution Frame Wire HD-DFW	12-201-15	2	22 (0.64)	White/Blue	0.08 (2.0)	3,000 (914)	Parallel Cone
		12-204-15			White/Green			
		12-206-15			White/Red			
		12-207-15			Yellow/Black			
	 Tight Twist Distribution Frame Wire DFW	12-212-T5	2	22 (0.64)	White/Green	0.08 (2.0)	3,000 (914)	Spool
		12-213-T5		24 (0.51)	Violet/Red	0.07 (1.8)		
		12-214-T5			Violet/Red	0.07 (1.8)	1,000 (305)	
		12-215-T5		Green/Red	0.07 (1.8)			


Interconnect

Product Name	Listing	Fiber Type	Part Number ¹	Fiber Count	Nominal Diameter in (mm)
 Interconnect Round	OFNR	Single Mode	33***x101	1, 2, 4	0.11 (2.9) - 0.20 (5.0)
		Multimode	33***yG01		
	OFNP	Single Mode	34***x101	1, 2, 4	0.11 (2.9) - 0.17 (4.2)
		Multimode	34***yG01		
 Duplex Interconnect Zip	OFNR	Single Mode	B3002x101	2	0.11 x 0.24 (2.9 x 6.2)
			C3002x101		0.08 x 0.17 (2.0 x 4.2)
		Multimode	B3002yG01		0.11 x 0.24 (2.9 x 6.2)
			C3002yG01		0.08 x 0.17 (2.0 x 4.2)
	OFNP	Single Mode	B4002x101		0.11 x 0.24 (2.9 x 6.2)
			C4002x101		0.08 x 0.17 (2.0 x 4.2)
Multimode	B4002yG01	0.11 x 0.24 (2.9 x 6.2)			
	C4002yG01	0.08 x 0.17 (2.0 x 4.2)			
 Microarray Data Center Interconnect 3 mm	OFNP	Multimode	P4***yG01 ²	2 - 12	0.12 (3.0)
			P4024yGA1 ²	24	0.17 x 0.29 (4.4 x 7.5)
 2 mm Microarray Breakout	OFNP	Multimode	V4048yG01 ²	48	0.26 (6.5)
			OFNR	Multimode	P3024yGB1 ²
P3***yG01 ²	48 - 144	0.42 (10.8) - 0.69 (17.6)			
Multimode	P4024yGB1 ²	24		0.35 (8.8)	
	P4***yG01 ²	48 - 144		0.35 (8.8) - 0.69 (17.6)	

Distribution

 Single Unit Distribution	OFNR	Single Mode	43***x101	6, 8, 12	0.20 (5.0), 0.24 (6.0), 0.26 (6.5)	
		Multimode	43***yG01			
		Single Mode	43***xK01			
	OFNP	Multimode	43***yK01	18, 24	0.30 (7.5), 0.33 (8.5)	
			Single Mode	44***x101	6, 8, 12	0.20 (5.0), 0.21 (5.4), 0.24 (6.2)
			Multimode	44***yG01		
OFNR	Multimode	44***xK01	18, 24	0.28 (7.0), 0.31 (7.8)		
		Single Mode			44***yK01	
		Multimode			44***yG01	
 Multi-Unit Distribution	OFNR	Single Mode	43***x101	18 - 144	0.54 (13.7) - 1.11 (28.3)	
		Multimode	43***yG01			
	OFNP	Single Mode	44***x101		0.54 (13.8) - 0.92 (23.4)	
		Multimode	44***yG01			
 Rugged Indoor MDU	OFNR	Single Mode	D3001L501	1	0.20 (5.0)	
	 Rugged Indoor/Outdoor MDU	OFNR	Single Mode	D5001L501	1	0.20 (5.0)
 Indoor/Outdoor Sunlight Resistant	OFNP	Single Mode	24***x101 ³	2 - 72	0.17 (4.2) - 0.81 (20.6)	
		Multimode	24***yG01			
 Dry Block/Sunlight Resistant Indoor/Outdoor	OFNR	Single Mode	W3***x101	2 - 144	0.20 (5.0) - 1.11 (28.3)	
		Multimode	W3***yG01			
	OFNP	Multimode	W4***yG01 ²	6, 8, 12	0.23 (5.9) - 0.30 (7.5)	

Interlock Armored















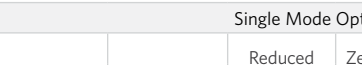
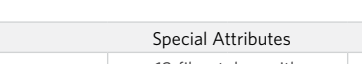
 Interlock Armored Single Unit Tight Buffer	OFNR	Single Mode	L3***x301	2, 4	0.54 (13.8)
			L3***x401	6, 8, 12	0.54 (13.8), 0.54 (13.8), 0.62 (15.7)
			L3***xK1Q	18, 24	0.66 (16.8), 0.70 (17.8)
		Multimode	L3***y301	2, 4	0.54 (13.8)
			L3***y401	6, 8, 12	0.54 (13.8), 0.54 (13.8), 0.62 (15.7)
			L3***yK1Q	18, 24	0.66 (16.8), 0.70 (17.8)
	OFNP	Single Mode	L4***x301	2, 4	0.50 (12.7)
			L4***x401	6, 8, 12	0.50 (12.7), 0.50 (12.7), 0.55 (13.9)
			L4***xK1Q	18, 24	0.59 (15.1)
		Multimode	L4***y301	2, 4	0.50 (12.7)
			L4***y401	6, 8, 12	0.50 (12.7), 0.50 (12.7), 0.55 (13.9)
			L4***yK1Q	18, 24	0.59 (15.1)
OFNR	Single Mode	L3***x401	18 - 144	0.95 (24.1) - 1.48 (37.6)	
		Multimode			L3***y401
	OFNP	Single Mode	L4***x401	18 - 72	0.85 (21.7) - 1.19 (30.3)
		Multimode	L4***y401		

¹Where "****" = fiber count (i.e. 002, 004, 006, 008, 012, 018, 024, 036, 048, 060, 072, 096, 144), "x" = single mode fiber (SMF) type and "y" = multimode fiber (MMF) type (see keys below).

²SMF types also available. ³Not available with "3" or "2" SMF types.

KEY	Single Mode Optical Fiber Types					
	Reduced Water Peak	Zero Water Peak	TeraFlex® Bend Resistant			
			G.657.A1	G.657.A2	G.657.B3	
¹ Replace "x" with:	3	2	K	J	L	
Premises Jacket Colors	Yellow					
I/O Jacket Color	Black					

KEY	Multimode Optical Fiber Types				
	TeraGain® 62.5/125	TeraFlex Bend Resistant Laser Optimized 50/125			
		10G/150	10G/300	10G/550	
¹ Replace "y" with:	6	M	N	P	
Premises Jacket Colors	Orange	Aqua			
I/O Jacket Color	Black				

	Product Name	Part Number ¹	Fiber Count	Nominal Diameter		
				Minor Dim. in (mm)	Major Dim. in (mm)	
Loose Tube	 Dri-Lite® Loose Tube Single Jacket All Dielectric Series 11D	11***xD0b	12 - 288	0.41 (10.3) - 0.74 (18.9)		
	 Dri-Lite® Loose Tube Single Jacket Single Armor Series 12D	12***xD0b	12 - 288	0.46 (11.7) - 0.80 (20.3)		
	 Loose Tube Single Jacket All Dielectric Series 11	11***xz0b	6 - 288	0.41 (10.3) - 0.74 (18.9)		
	 Loose Tube Single Jacket Single Armor Series 12	12***xz0b	6 - 288	0.46 (11.7) - 0.80 (20.3)		
	 Loose Tube Double Jacket Single Armor Series 1A	1A***xz0b	6 - 288	0.56 (14.1) - 0.90 (22.9)		
	 Loose Tube Single Jacket Self Support Series 11M	11***zMb	6 - 120	0.41 (10.3) - 0.57 (14.4)	0.89 (23.0) - 1.15 (29.0)	
	 Loose Tube Single Jacket Single Armor Self Support Series 12M	12***zMb	6 - 120	0.46 (11.7) - 0.63 (16.0)	0.94 (24.0) - 1.23 (31.0)	
	 Loose Tube Indoor/Outdoor OFNR Series 13	13***x10b	6 - 288	0.45 (11.4) - 0.79 (20.0)		
Miscellaneous	 Interlock Armored OSP Fiber OFCR Series L3I	L3***x10I	6 - 144	0.96 (24.3) - 1.20 (30.8)		
	 ADSS 100 Series 1F100	1F***311L	6 - 288	0.44 (11.3) - 0.81 (20.5)		
	 ADSS 200 Series 1F200	1F***321L	6 - 288	0.50 (12.8) - 0.80 (20.4)		
	 ADSS 400 Series 1F400	1F***341L	6 - 288	0.55 (14.0) - 0.85 (20.6)		
	 Single Loose Tube Single Armor Series 52	52***x10b	6 - 96	0.36 (9.1) - 0.50 (12.8)		
	 Single Loose Tube Indoor/Outdoor OFNR Series 53	53***x10b	6 - 96	0.30 (7.0) - 0.50 (13.0)		
	 Flex Tube Locate Series FM	FM***x1S1	6 - 96	0.51 (12.9) - 0.59 (14.9)		
	 Buried FTTP Steel Armor Series 52S	52***xS0b	2 - 12	0.32 (8.2)		
	 Buried Drop Composite, Aluminum Armor Series 72	72***x1cb	2 - 12	0.39 (9.8) - 0.43 (10.8)		
	 Buried Drop Composite, Steel Armor Series 72S	72***x1cS	2 - 12	0.39 (9.8) - 0.43 (10.8)		
	 Dri-Lite Ribbon Series R1D	R1***xD0b ²	12 - 432	0.48 (12.2) - 0.78 (19.8)		
	 Dri-Lite Ribbon Single Armor Series R2D	R2***xDSb ²	12 - 432	0.51 (13.0) - 0.84 (21.3)		
	 Stranded Tube Ribbon Single Armor Series S2	S2***x10b ²	360 - 1008	1.27 (32.2)		
	 Single Tube Ribbon Series R1	R1***x10b ²	12 - 864	0.47 (12.0) - 0.96 (24.4)		
	 Single Tube Ribbon Single Armor Series R2	R2***x1Sb ²	12 - 864	0.51 (13.0) - 1.00 (25.4)		
	FTTP	 Universal Drop FTTP Series 6U	6U***x1RG	2 - 12	0.17 (4.3)	0.32 (8.0)
		 Toneable Drop FTTP Series 6T	6T***x1RG	2 - 12	0.17 (4.3)	0.35 (9.0)
 Figure 8 FTTP Series 573Q		57***x23Q	1 - 12	0.18 (4.5)	0.35 (8.9)	
 Universal FTTP Tight Buffered I/O Drop Series W7U		W7001KU0b	1	0.17 (4.5)	0.32 (8.2)	
 Toneable FTTP Tight Buffered I/O Drop Series W7T		W7001K10b	1	0.17 (4.5)	0.40 (10.2)	

¹Where "****" = fiber count (i.e. 002, 004, 006, 008, 012, 018, 024, 036, 048, 060, 072, 096, 144), "x" = fiber type, "z" = special attributes, "b" = print code, "c" = number of pairs (from 1 to 6 pairs) and "0" = standard product (see keys below). ²These products are only available with single mode optical fiber types.








KEY	Single Mode Optical Fiber Types						
	Conventional	Reduced Water Peak	Zero Water Peak	TeraFlex® Bend Resistant			NZDS
¹ Replace "x" with:	9	3	2	G.657.A1	G.657.A2	G.657.B3	8
				K	J	L	

	Multimode Optical Fiber Types				
	TeraGain® 62.5/125	TeraGain Laser Optimized 50/125			
¹ Replace "x" with:	6	10G/150	10G/300	10G/550	F
		A	B		

KEY	Special Attributes		
	12-fiber tubes with		TeraGain MMF 12-fiber tubes
¹ Replace "z" with:	< 36 fibers	> 36 fibers	G
	T	1	









	Jacket Print Codes							
	dry core		flooded core		dry core special		flooded core special	
¹ Replace "b" with:	feet	meters	feet	meters	feet	meters	feet	meters
	1	2	3	4	5	6	7	8

OSP COMPOSITE










Product Name	Part Number ¹	Copper Pair Count	AWG (mm)	Fiber Count	Nominal Diameter	
					Copper Component in (mm)	Fiber Component in (mm)
 Composite Right of Way Series MR	MR0723011	12	24 (0.51)	2 - 72	0.65 (16.6)	
 Composite CAT 5e Drop Series 5F	11-003-30	4	24 (0.51)	4	0.63 (16)	0.43 (10.9)
 Composite Drop Web Series 5W	5W002302Q	2	19 (0.91)	2	0.31 (7.9)	
	71-202-12	5		2	0.36 (9.1)	
	5W002301Q	2	22 (0.64)	2	0.27 (6.9)	
	5W002303Q	5		2	0.32 (8.1)	
	5W004301Q	6		4	0.36 (9.1)	
 Composite Drop Overjacket Series 71 OJ	71-055-02	2	22 (0.64)	2	0.27 (6.9)	
	71-402-02	5		2	0.32 (8.1)	
 Composite OSP Web Series 5V	5V0063061	6	22 (0.64)	6	0.45 (11.0)	
	5V0063121	12		6	0.56 (14.0)	
	5V0123121	12		12	0.56 (14.0)	
 Composite OSP Overjacket Series 70 OJ	70-425-18	36	22 (0.64)	18	0.76 (19)	
	70-425-36	36		36	0.76 (19)	
	70-065-24	50		24	0.88 (22.0)	
	70-065-48	50		48	0.88 (22.0)	
	70-067-72	75		72	1.00 (25.0)	
	70-069-72	100		72	1.15 (29.0)	
	70-071-72	150		72	1.34 (34.0)	
 Composite Round CF Series L	11024C02Q	1	22 (0.64)	24	0.43 (10.85)	
	11024D01Q	2			0.43 (10.85)	
	12024D01Q	6			0.60 (16.05)	
	12024D02Q	2			0.48 (12.20)	

¹Part numbers listed are Reduced Water Peak single mode optical fiber only. Other fiber types are available.

RDUP OSP COPPER CABLE














	Product Name	Part Number	Pair Count	AWG (mm)	Nom. Diameter in (mm)	Std. Length ft (m)	Reel Size F x T x D in	
SEALPIC	 SEALPIC® (air core)	01-092-40	6	24 (0.51)	0.35 (8.9)	5,000 (1,524)	30 x 18 x 12	
		01-097-40	25		0.51 (13)		44 x 18 x 20	
		01-104-40	100		0.83 (21)		58 x 25 x 20	
	 SEALPIC-84 (air core self support)	01-092-38	6	24 (0.51)	0.34 (8.6) x 0.83 (21)	5,000 (1,524)	46 x 25 x 20	
		01-097-38	25		0.50 (13) x 0.99 (25)		58 x 25 x 20	
		01-104-38	100		0.81 (21) x 1.31 (33)		72 x 36 x 36	
	 SEALPIC-FSF-84 (filled self support)	09-092-05	6	24 (0.51)	0.34 (8.6) x 0.83 (21)	5,000 (1,524)	46 x 25 x 20	
		09-097-05	25		0.50 (13) x 0.99 (25)		58 x 25 x 20	
		09-104-05	100		0.81 (21) x 1.31 (33)		72 x 36 x 36	
	 SEALPIC-FSF RDUP PE-89		09-092-02	6	24 (0.51)	0.36 (9.1)	5,000 (1,524)	36 x 18 x 14
			09-097-02	25		0.52 (13)		44 x 18 x 20
			09-104-02	100		0.85 (22)		58 x 25 x 20
09-110-02			300	26 (0.40)	1.37 (35)	2,500 (762)	65 x 30 x 32	
09-132-02			25		0.44 (11)	5,000 (1,524)	36 x 18 x 14	
09-139-02			100		0.71 (18)		52 x 25 x 20	
09-145-02	300	1.09 (28)	2,500 (762)	72 x 35 x 36				
09-151-02	600	1.49 (38)		72 x 35 x 36				
 SEALPIC-F RDUP PE-39		04-092-21	6	24 (0.51)	0.38 (9.7)	5,000 (1,524)	36 x 18 x 14	
		04-097-21	25		0.58 (15)		46 x 25 x 20	
		04-104-21	100		0.98 (25)		65 x 30 x 32	
GOPIC/CUPIC	 CUPIC®-F RDUP PE-39	04-092-04	6	24 (0.51)	0.38 (9.7)	5,000 (1,524)	36 x 18 x 14	
		04-097-04	25		0.58 (15)		46 x 25 x 20	
		04-104-04	100		0.98 (25)		65 x 30 x 32	
 GOPIC®-F RDUP PE-39		04-092-27	6	24 (0.51)	0.38 (9.7)	5,000 (1,524)	36 x 18 x 14	
		04-097-27	25		0.58 (15)		46 x 25 x 20	
		04-104-27	100		0.98 (25)		65 x 30 x 32	
CASPIC	 CASPIC®-FSF RDUP PE-89	09-092-92	6	24 (0.51)	0.39 (9.9)	5,000 (1,524)	36 x 18 x 14	
		09-097-92	25		0.55 (14)		46 x 25 x 20	
		09-104-92	100		0.88 (22)		58 x 25 x 20	
	 CASPIC-F RDUP PE-39		04-092-94	6	24 (0.51)	0.40 (10)	5,000 (1,524)	36 x 18 x 14
04-097-94	25	0.61 (16)	46 x 25 x 20					
04-104-94	100	1.01 (26)	62 x 30 x 24					


BELL OSP COPPER

Product Name	Part Number	Product Code	Pair Count	AWG (mm)	Nom. Diameter in (mm)	Standard Length ¹ ft (m)
 ALPETH BHBA, BHAA, BKMA and BKTA	20-097-42	BKMA	25	24 (0.51)	0.51 (13)	20,000 (6,096)
	20-104-42		100		0.83 (21)	13,300 (4,054)
	20-110-42		300		1.33 (34)	5,700 (1,737)
 PASP BHBH, BHAH, BKMH and BKTH	20-097-05	BKMH	25	24 (0.51)	0.63 (16)	20,000 (6,096)
	20-104-05		100		0.97 (25)	10,000 (3,048)
	20-110-05		300		1.49 (38)	4,400 (1,341)
 Self-Support BHAS and BKMS	20-097-43	BKMS	25	24 (0.51)	0.49 (12) x 0.96 (24)	13,300 (4,054)
	20-104-43		100		0.80 (20) x 1.27 (32)	8,000 (2,438)
	20-108-43		200		1.09 (28) x 1.56 (40)	5,000 (1,524)
 STEAMPETH DKMN and DKTN	27-118-19	DKMN	900	24 (0.51)	2.23 (57)	2,100 (640)
	27-145-19	DKTN	300	26 (0.40)	1.11 (28)	8,600 (2,621)
	27-153-19		900		1.79 (46)	3,300 (1,006)
 Power Station High Potential Filled ASP CMAW	21-062-48	CMAW	25	22 (0.64)	0.71 (18)	10,000 (3,048)
	21-069-48		100		1.22 (31)	5,000 (1,524)
	21-075-48		300		2.11 (54)	2,500 (762)
 Filled ALPETH ANBA, ANAA, ANMA and ANTA	09-097-77	ANMA	25	24 (0.51)	0.52 (13)	20,000 (6,096)
	09-104-77		100		0.85 (22)	10,000 (3,048)
	09-110-77		300		1.37 (35)	5,000 (1,524)
 Filled ASP ANBW, ANAW, ANMW and ANTW	22-097-83	ANMW	25	24 (0.51)	0.55 (14)	20,000 (6,096)
	22-104-83		100		0.88 (22)	13,300 (4,054)
	22-110-83		300		1.41 (36)	5,000 (1,524)
 Tight Twist 200-Pair ANMW	07-024-74	ANMW	200	24 (0.51)	1.32 (33.5)	Cut to length
 T-SCREEN® Filled ASP KNAW and KNMW	24-417-83	KNAW	28	22 (0.64)	0.69 (18)	10,000 (3,048)
	24-618-83	KNMW		24 (0.51)	0.63 (16)	
	24-440-05	KHAH	54	22 (0.64)	0.98 (25)	7,500 (2,286)

¹Standard length packaging is a steel reel.

OSP COPPER WIRE

Product Name	Part Number	Pair Count	AWG (mm)	Wire Color	Nominal Diameter		Std. Length ft (m)	Package		
					Minor Dim. in (mm)	Major Dim. in (mm)				
 C-Rural Wire	10-016-06	-	14 (1.63)	-	0.15 (3.8)	0.28 (7.1)	5,500 (1,676)	Reel		
	10-026-06						1,000 (305)	Coil		
 IMRDW	10-006-17	6	22 (0.64)	-	0.29 (7.5)	0.58 (14.8)	5,000 (1,524)	Reel		
	10-012-17	12							0.36 (9.2)	0.65 (16.5)
 IMRDWS	10-061-29	6	22 (0.64)	-	0.32 (8.1)	0.60 (15.3)	2,133 (650)	Reel		
	10-040-29						5,000 (1,524)			
 ADP NMS	12-031-08	1	22 (0.64)	-	0.18 (4.8)	0.36 (9.1)	750 (229)	POP™ box		
	12-004-08	2					0.18 (4.8)		0.36 (9.1)	750 (229)
	12-019-08	3					0.21 (5.3)		0.39 (9.9)	600 (183)
	12-519-08	5					0.27 (7.0)		0.48 (12.0)	400 (122)
 ADP S	12-009-08	6	22 (0.64)	-	0.27 (7.0)	0.48 (12.0)	1,000 (305)	Reel		
	12-301-07	3					0.27 (6.8)	0.45 (11.4)	1,000 (305)	Reel
	12-501-07	5					0.28 (7.1)	0.49 (12.0)		
 BDW A	04-098-85	2	24 (0.51)	-	0.27 (6.9)		5,000 (1,524)	Reel		
	04-097-85	6			0.35 (8.9)					
 BDW G	04-052-17	2	22 (0.64)	-	0.32 (8.1)		1,000 (305)	Reel		
	04-067-16	6			0.40 (10)					
 BW GDJ	25-360-79	3	22 (0.64)	-	0.33 (8.4)		1,200 (366)	Reel		
	25-555-79	5			0.38 (9.0)	1,000 (305)				
 BW AF	25-069-86	2	22 (0.64)	-	0.27 (6.9)		1,300 (396)	Reel		
	25-549-86	5			0.33 (8.4)	5,000 (1,676)				
 Temporary Drop Wire TDW	12-311-36	2	22 (0.64)	Red/Green, Yellow/Black	0.14 (3.6)		1,000 (305)	POP box		
	12-331-36	1	24 (0.51)	Red/Green	0.13 (3.3)		2,000 (610)			
	 Ground Wire Gray Jacketed	12-101-04	-	6 (4.12)	-	0.22 (5.6)		200 (61)	Boxed coil	
		12-111-04	-	10 (2.59)	-	0.14 (3.6)				
	 Cross-Connect CAT 5 Wire XWC	02-011-23	1	24 (0.51)	White/Blue	0.08 (2.0)		1,000 (305)	Spool	
		02-032-23			Violet/Blue					
	 Indoor/Outdoor Cross-Connect Wire XCW	02-111-13	1	22 (0.64)	White/Blue	0.07 (1.8)		1,000 (305)	Spool	
02-102-13		Yellow/Blue								
02-001-13		24 (0.51)		White/Blue						
02-D02-13				Yellow/Blue	600 (183)					



FDH	Part Number	Capacities			Pad-Mount Dimensions ²		
		SC/APC Adapter ¹	Splitter Module	Parking Lot	Height in (mm)	Width in (mm)	Depth in (mm)
	FDH-AA000	72 ¹	12	72	43.7 (1,110)	26.4 (671)	15.8 (401)
	FDH-BA000	144 ¹	12	72	43.7 (1,110)	26.4 (671)	15.8 (401)
	FDH-CA000	216 ¹	12	72	43.7 (1,110)	26.4 (671)	15.8 (401)
	FDH-DA000	288 ¹	12	72	43.7 (1,110)	26.4 (671)	15.8 (401)

¹Pre-connectorized cable or in-hub splicing capable; splice trays not included.

²Vault-mount changes the height dimension to 49.2 inches (1,250 mm).

SPLITTERS	Part Number ¹	Splitter Ratio	Insertion Loss	Uniformity	Return Loss	Directivity	PDL	Operating Temp.
			Max. ² dB	dB	dB	dB	dB	°C
	FDH-SMD14	1 x 4	≤ 7.6	≤ 0.6	≥ 55	≥ 55	≤ 0.2	-40 - 85
	FDH-SMD18	1 x 8	≤ 11.0	≤ 0.8	≥ 55	≥ 55	≤ 0.3	-40 - 85
	FDH-SM116	1 x 16	≤ 13.7	≤ 1.0	≥ 55	≥ 55	≤ 0.3	-40 - 85
	FDH-SM132	1 x 32	≤ 16.9	≤ 1.3	≥ 55	≥ 55	≤ 0.3	-40 - 85

¹All splitter modules comply with ITU-T G.652 and G.657.A recommendations. Band Pass is 1260 to 1650 nm.

²Does not include connector loss



FDC	Part Number	Number of Round Ports ¹	Round Port Cable O.D. Range in (mm)	Number of Express Ports	Express Port Cable O.D. Range in (mm)	Maximum Round or Flat Drops	Round/Flat Drop O.D. in (mm)	Port Sealing Method	Number of Thru-Bolt Grounds
FD2-BD10F	4	0.28-0.63 (7-16)	1 Dual cable	0.39-0.79 (10-20)	12	0.36/0.18 x 0.31 (9/4.5 x 8)	Compression seal	6	
FD2-CD10F	4	0.28-1.00 (7-25)	1 Dual cable	0.67-1.10 (17-28)	16	0.36/0.18 x 0.31 (9/4.5 x 8)	Compression seal	6	
FD2-DD10F	4	0.28-1.00 (7-25)	1 Dual cable	0.67-1.28 (17-32)	16	0.36/0.18 x 0.31 (9/4.5 x 8)	Compression seal	6	


¹Round ports can be used for a single feeder cable or multiple round or flat drops.

FDC	Part Number	Height in (mm)	Diameter in (mm)	Weight lbs (kg)	Splice Tray Capacity		Fiber Splice Capacity ²		Fiber Slack Storage	
					Loose Tube	Ribbon	Loose Tube ²	Ribbon ² (144 per tray)	Loose Tubes (8 ft per tube)	Ribbons (8 ft per ribbon)
	FD2-AD10F	15.2 (385)	7.0 (177)	5.5 (2.5)	4	2	96	216	8	18
	FD2-BD10F	18.3 (466)	7.8 (199)	7.7 (3.5)	6	2	144	216	12	18
	FD2-CD10F	20.9 (532)	9.7 (246)	13.2 (6.0)	8	6	288	864	24	72
	FD2-DD10F	26.9 (682)	9.7 (246)	17.6 (8.0)	8	8	576	1,152	48	96

²Refer to the "Port and Grounding Specifications" table above to verify compatibility of the Cable O.D. with the Fiber Splice Capacity prior to closure selection.



FIC	Part Number	Height in (mm)	Width in (mm)	Depth in (mm)	Weight lb (kg)	Sealing/Locking Method	Splice Tray Capacity		Maximum Fiber Splice Capacity		Buffer Tube Storage		SC/APC Adapter Capacity
							LBT	Ribbon	LBT (24/tray)	Ribbon (144/tray)	LBT (8 ft/tube)	Ribbons (8 ft/ribbon)	
	FIC-AD100	6.69 (170)	16.93 (430)	4.33 (110)	6.61 (3.0)	Multi-Bolt/Two-piece	4	2	96	288	8	24	-
	FIC-BD100	7.48 (190)	16.93 (430)	3.94 (100)	7.50 (3.4)	Single-Bolt/Latch	4	2	96	288	8	24	-
	FIC-BD10A	7.48 (190)	16.93 (430)	3.94 (100)	7.50 (3.4)	Single-Bolt/Latch	4	2	96	288	8	24	8
	FIC-CD100	7.48 (190)	16.93 (430)	5.32 (135)	9.26 (4.2)	Single-Bolt/Latch	8	3	192	432	16	36	-
	FIC-CD10A	7.48 (190)	16.93 (430)	5.32 (135)	9.26 (4.2)	Single-Bolt/Latch	6	3	144	432	16	36	12



SSM	Part Number	Height in (mm)	Width in (mm)	Depth in (mm)	Weight lb (kg)	Cable Entry Ports	
						In	Out
						SSM-2C000	6.7 (170)







CABLE	Part Number	Description	Nominal Dimensions in (mm)	Weight
				lbs/kft (kg/km)
				W7001KU01
W7001K101	Toneable I/O FTTP	0.40 (10.2) x 0.18 (4.5)	31 (47)	

FTTP ACCESSORIES		Part Number	Description	Closure Compatibility	Kit Components	
		FDC Compatible	FDC-TE144	Splice Tray Kit - 144 Ribbon	All	Splice tray, 12 ribbon splice sleeves, 4 transport tubes, 8 cable ties
			FDC-TD240	Splice Tray Kit - 24 LBT	All	Splice tray, 24 splice sleeves, 4 transport tubes, 8 cable ties
FDC-TD360	Splice Tray Kit - 36 LBT		Type C	Splice tray, 36 splice sleeves, 6 transport tubes, 16 cable ties		
FDC-TD720	Splice Tray Kit - 72 LBT		Type D	Splice tray, 72 splice sleeves, 12 transport tubes, 24 cable ties		
FD2-APLMT	Pole Mount Kit		Type A	Mounting bracket, 2 lag screws, 2 lock washers		
FD2-BPLMT	Pole Mount Kit		Type B	Mounting bracket, 2 lag screws, 2 lock washers		
FD2-CPLMT	Pole Mount Kit		Type C, Type D	Mounting bracket, 3 lag screws, 3 lock washers		
FD2-GDR07	End Grommet Kit - 3 round drop ports (7 mm)		Type A, Type B	25 grommets		
FD2-GDR09	End Grommet Kit - 2 round drop ports (9 mm)		Type A, Type B	25 grommets		
FD2-GDF08	End Grommet Kit - 3 flat drop ports (4.5 mm x 8 mm)		Type A, Type B	25 grommets		
FD2-GFR12	End Grommet Kit - 1 round port (9 mm to 12 mm)		Type A, Type B	25 grommets		
FD2-GFR16	End Grommet Kit - 1 round port (13 mm to 16 mm)		Type A, Type B	25 grommets		
FD2-CFR20	End Grommet Kit - 1 round port (20 mm)		Type C, Type D	25 grommets		
FD2-CFR25	End Grommet Kit - 1 round port (25 mm)		Type C, Type D	25 grommets		
FD2-CDR07	End Grommet Kit - 4 round ports (7-9 mm)		Type C, Type D	25 grommets		
FD2-CDR08	End Grommet Kit - 4 flat drop ports (4.5 x 8 mm)		Type C, Type D	25 grommets		
FD2-CTOOL	Compression Connector Wrench	All	1 wrench			
FIC Compatible	FIC-TD120	Splice Tray Kit - 12 LBT or 144 Ribbon	All	Splice tray, 12 splice sleeves, 4 transport tubes, 8 cable ties		
	FIC-TD240	Splice Tray Kit - 24 LBT	All	Splice tray, 24 splice sleeves, 4 transport tubes, 8 cable ties		
	FIC-G3P25	End Grommet Kit - 3 ports	All	25 end-grommets, 25 retaining rings, 25 support bars		
	FIC-G4P25	End Grommet Kit - 4 ports	All	25 end-grommets, 25 retaining rings, 25 support bars		
	FIC-GCP25	End Grommet Kit - 2-ports, 16 drop ports	All	25 end-grommets, 25 retaining rings, 25 support bars		
	FIC-HA000	Aerial Hanger Kit	All	2 hanger arms, 2 mounting screws		
FDH Compatible	FIC-TD120	Splice Tray Kit - 12 LBT or 144 Ribbon	-	Splice tray, 12 splice sleeves, 4 transport tubes, 8 cable ties		
	FIC-TD240	Splice Tray Kit - 24 LBT	-	Splice tray, 24 splice sleeves, 4 transport tubes, 8 cable ties		
	FDH-SCA72	72-SC Adapter Panel (SC/APC)	-	3 panels of 24 SC/APC adapters with mounting screws		
	FDP-xy1A0 ¹	Pre-connectorized feeder or distribution cable	-	100 ft cable assembly with labeled SC/APC connectors		

KEY	Feeder / Distribution Cable Size							
	Feeder Cable Size (number of fibers)				Distribution Cable Size (number of fibers)			
	12	24	48	72	144	216	288	
¹ Replace "x" with:	A	B	C	D	E	F	G	

	Cable Type (Feeder and Distribution)			
	Single Armor Loose Tube	Dielectric Loose Tube	Armored Ribbon	Dielectric Ribbon
	¹ Replace "y" with:	A	B	C

DAS CABLES AND CONNECTORS

	Cable Part Number	Compatible DIN Connectors	Compatible N Connectors	Connector Interface Type	
				Gender	Straight or Angle
Riser	 HFSC-12DR ½" Super Flexible, Foam Dielectric Copper Corrugated Outer Conductor ETL listed CMR	CHFS-12DM	CHFS-12NM	Male	Straight
		CHFS-12DF	CHFS-12NF	Female	Straight
		-	CHFS12NMR	Male	Right Angle
		-	CHFS12NFR	Female	Right Angle
	 LHF-12DR ½" Low Loss, High Flexible, Foam Dielectric Copper Corrugated Outer Conductor ETL Listed CMR	CLH-12DM	CLH-12NM	Male	Straight
		CLH-12DF	CLH-12NF	Female	Straight
		-	CLH-12NMR	Male	Right Angle
		-	CLH-12NFR	Female	Right Angle
	 HFAC-12DR ½" Low Loss, High Flexible, Foam Dielectric Aluminum Corrugated Outer Conductor ETL Listed CMR	CHFA-12DM	CHFA-12NM	Male	Straight
		CHFA-12DF	CHFA-12NF	Female	Straight
		-	CHFA12NMR	Male	Right Angle
		-	CHFA12NFR	Female	Right Angle
Plenum	 HFSC-12DP ½" Super Flexible, Air Dielectric Copper Corrugated Outer Conductor ETL Listed CMP	CHFSP12DM	CHFSP12NM	Male	Straight
		CHFSP12DF	CHFSP12NF	Female	Straight
		-	CHFSP12NMR	Male	Right Angle
		-	CHFSP12NFR	Female	Right Angle
	 LHF-12DP ½" Low Loss, High Flexible, Air Dielectric Copper Corrugated Outer Conductor ETL Listed CMP	CLHP-12DM	CLHP-12NM	Male	Straight
		CLHP-12DF	CLHP-12NF	Female	Straight
		-	CLHP12NMR	Male	Right Angle
		-	CLHP12NFR	Female	Right Angle
	 HFAC-12DP ½" Low Loss, High Flexible, Air Dielectric Aluminum Corrugated Outer Conductor ETL Listed CMP	CHFAP12DM	CHFAP12NM	Male	Straight
		CHFAP12DF	CHFAP12NF	Female	Straight
		-	CHFAP12NMR	Male	Right Angle
		-	CHFAP12NFR	Female	Right Angle






DAS JUMPERS

	Part Number ¹	Cable Assembly Size and Type	Interface Type	
			End 1	End 2
Riser	JR12xNMNM	½" HFSC-12DR	N Male	N Male
	JR12xNMNF		N Male	N Female
	JR12xNFNF		N Female	N Female
	JR12xNMRM		N Male	N Male Right Angle
	JR12xNMRF		N Male	N Female Right Angle
	JR12xNFRF		N Female	N Female Right Angle
Plenum	JP12xNMNM	½" HFSC-12DP	N Male	N Male
	JP12xNMNF		N Male	N Female
	JP12xNFNF		N Female	N Female
	JP12xNMRM		N Male	N Male Right Angle
	JP12xNMRF		N Male	N Female Right Angle
	JP12xNFRF		N Female	N Female Right Angle

¹Where "x" = jumper cable length (i.e. 1 meter, 2 meters or 3 meters).

CABLE PREP

	Part Number	Description	Compatible Cable/ Tool
Tools	T-HFSC12DR	Automatic Cable Prep Tool	HFSC-12DR
	T-LHF12DR	Automatic Cable Prep Tool	LHF-12DR
	T-HFAC12DR	Automatic Cable Prep Tool	HFAC-12DR
	T-HFSC12DP	Automatic Cable Prep Tool	HFSC-12DP
	T-LHFA12DP	Automatic Cable Prep Tool	LHF-12DP, HFAC-12DP
Blade Kits	TF-LHFA12	Flare and Foam Separator	LHF-12DP, LHF-12DR, HFAC-12DP, HFAC-12DR
	TF-HFSC12	Flare and Foam Separator	HFSC-12DP, HFSC-12DR
Blade Kits	TBK-LHFA12	Replacement Blade Kit for Automatic Cable Prep Tool	T-LHFA12DP, T-LHF12DR, T-HFAC12DR
	TBK-HFSC12	Replacement Blade Kit for Automatic Cable Prep Tool	T-HFSC12DP, T-HFSC12DR

RF CABLES AND CONNECTORS		Cables	Compatible DIN Connectors	Compatible N Connectors	Connector Interface Type	
					Gender	Straight or Angle
Super Flexible		HFSC-12D ½" Super Flexible Foam Dielectric Copper Corrugated Outer Conductor	CHFS-12DM	CHFS 12NM	Male	Straight
			CHFS-12DF	CHFS-12NF	Female	Straight
			CHFS12DMR	CHFS12NMR	Male	Right Angle
			CHFS12DFR	CHFS12NFR	Female	Right Angle
Low Loss		LHF-12D ½" Low Loss Feeder Dielectric Copper Corrugated Outer Conductor	CLH-12DM	CLH-12NM	Male	Straight
			CLH-12DF	CLH-12NF	Female	Straight
			CLH-12DMR	CLH-12NMR	Male	Right Angle
			CLH-12DFR	CLH-12NFR	Female	Right Angle
		LHF-33D 1¼" Low Loss Feeder Dielectric Copper Corrugated Outer Conductor	CLH-33DM	CLH-33NM	Male	Straight
			CLH-33DF	CLH-33NF	Female	Straight
Ultra Low Loss		LHF-22DU 7⁄8" Ultra Low Loss Feeder Dielectric Copper Corrugated Outer Conductor	CLH-22DM	CLH-22NM	Male	Straight
			CLH-22DF	CLH-22NF	Female	Straight
		LHF-42DU 1½" Ultra Low Loss Feeder Dielectric Copper Corrugated Outer Conductor	CLH-42DM	CLH-42NM	Male	Straight
			CLH-42DF	CLH-42NF	Female	Straight

RF JUMPERS	Part Number ¹	Cable Assembly Size and Type	Interface Type	
			End 1	End 2
	J12-xDMDM	½" HFSC	DIN Male	DIN Male
	J12-xNMNM		N Male	N Male
	J12-xDMDF		DIN Male	DIN Female
	J12xNMNMR		N Male	N Male Right Angle
	J12xDMDMR		DIN Male	DIN Male Right Angle

¹Where "x" = jumper cable length (see key below).

KEY	RF Jumper Cable Lengths					
	1 meter	2 meters	3 meters	4 meters	5 meters	6 meters
¹ Replace "x" with:	1	2	3	4	5	6

HANGER KITS		Part Number	Description	Unit of Measure				
					Standard	LBHS12NH	½" Cable Standard Hangers	Kit of 10
						LBHS22NH	7⁄8" Cable Standard Hangers	Kit of 10
LBHS33NH	1¼" Cable Standard Hangers	Kit of 10						
LBHS42NH	1¾" Cable Standard Hangers	Kit of 10						
Stackable Snap-In	L-SH-S12	½" Cable Stackable Snap-In Hangers	Kit of 10					
	L-SH-S22	7⁄8" Cable Stackable Snap-In Hangers	Kit of 10					
	L-SH-S33	1¼" Cable Stackable Snap-In Hangers	Kit of 10					
	L-SH-S42	1¾" Cable Stackable Snap-In Hangers	Kit of 10					
Universal Snap-In	L-SH-U12	½" Cable Universal Snap-In Hangers	Kit of 10					
	L-SH-U22	7⁄8" Cable Universal Snap-In Hangers	Kit of 10					
	L-SH-U33	1¼" Cable Universal Snap-In Hangers	Kit of 10					
	L-SH-U42	1¾" Cable Universal Snap-In Hangers	Kit of 10					

ADAPTER KITS	Part Number	Description	Unit of Measure
	RM-A100	1" to 2" Round Adapters	Kit of 10
	RM-A300	3" to 4" Round Adapters	Kit of 10
	SA-SS200	1½" to 3½" Stand-Off Adapters	Kit of 10
	SA-SS300	2 to 4.5" Stand-Off Adapters	Kit of 10
	L-SA-38	3-Way Stand-Off Adapters	Kit of 10
	AA-SL	Angle Adapters	Kit of 10

OTHER ACCESSORIES		Part Number	Description	Unit of Measure				
					Grounding	L-GK-C12	½" Cable Grounding Kit - Clip-on Type	Kit
						L-GK-C22	7⁄8" Cable Grounding Kit - Clip-on Type	Kit
L-GK-C42	1¾" Cable Grounding Kit - Clip-on Type	Kit						
Hoisting Grips	L-HG-12	½" Cable Hoisting Grip - Lace-Up	Each					
	L-HG-22	7⁄8" Cable Hoisting Grip - Lace-Up	Each					
	L-HG-33	1¼" Cable Hoisting Grip - Lace-Up	Each					
	L-HG-42	1¾" Cable Hoisting Grip - Lace-Up	Each					
	L-HG-12L	½" Cable Hoisting Grip - Pre-Laced	Each					
	L-HG-22L	7⁄8" Cable Hoisting Grip - Pre-Laced	Each					
	L-HG-42L	1¾" Cable Hoisting Grip - Pre-Laced	Each					
Boots	LBA-12-1A	½" Cable Boot Assembly, 4" with 1 Hole	Kit					
	LBA-22-1A	7⁄8" Cable Boot Assembly, 4" with 1 Hole	Kit					
	LBA-42-1A	1¾" Cable Boot Assembly, 4" with 1 Hole	Kit					
Surge Arrestors	AGDMDF02	Surge Arrestor - Wide Band (DC Pass) DIN Male/DIN Female	Each					
	AG-NFNF	Surge Arrestor - Wide Band (DC Pass) N Female/N Female	Each					
	ATNMNF700	Surge Arrestor - 700-2,700 Wave 4 N Male/N Female	Each					
	ATDMDF700	Surge Arrestor - 700-2,700 MHz Wave 4 DIN Male/DIN Female	Each					
	AT-NMNF-W	Surge Arrestor - 800-2,700 MHz Wave 4 N Male/N Female	Each					
	AT-DMDF-W	Surge Arrestor - 800-2,700 MHz Wave 4 DIN Male/DIN Female	Each					
Tools	L-CT-12D	½" Cable Cutting Tool - LHF and HFAC	Each					
	L-CT-12DS	½" Cable Cutting Tool - HFSC	Each					
	L-CT-22D	7⁄8" Cable Cutting Tool - LHF	Each					
	L-FT-42D	1¾" Cable Cutting Tool - LHF	Each					
Miscellaneous	L-WK-U	Universal Weatherproofing Kit	Kit					
	GB0424TU	Ground Buss Bar Kit	Kit					
	WPSANT12D	Weather Proofing Shell - Antenna to ½" DIN	Each					
	WPS12158D	Weather Proofing Shell - ½" to 1½" DIN	Each					
	WATS-38	Anti-Theft Hardware Kit	Kit					



Identify Your Cable Runs with Ease



**CableID®
Alpha Numeric Coding**

- 4-character printed code, every 2 ft, on the cable jacket for each 1,000-ft box and reel of copper data cable
- Both ends of each cable run are easily identifiable without the need to separately label or tone the cable
- Reduces installation time and cost for initial installations and for moves, adds and changes



Color Coded Box Labels

- Easily identifies cable jacket color
- Most colors available with no minimum quantity and custom colors available upon request with minimum order quantities



**QuickCount®
Feet/Meters Marking**

- Jacket marking in feet and meters
- Provides remaining length of cable on reel removing the guesswork for cable installers
- Saves installation time and money



**ColorTip®
Circuit Identification**

- Circumferentially colors 100% of the conductor for easily identifiable tip and ring mates
- Distinct colors reduces termination time and errors, even in low light environments
- Permanent, environmentally friendly color that doesn't rub or wear off



BrakeBox® Dual Brake System

The brake allows for back-tension and over-spin control. The spool may be taken from the box for installation or may be left in the box where the cable pays out through a slotted opening.




POP™ Box

In this package, the cable is coiled into a box. The product pays out through a tube opening in the box. This design does not allow for the cable to be removed as a unit from the box.



Reel-in-a-Box

The cable is placed onto a plastic spool, which is placed into a box. The spool may be taken from the box for installation or may be left in the box where the cable pays out through a slotted opening.



Steel Reel

Long lengths of cable are placed onto steel reels. This reel is environmentally-friendly and recycled for years of service.



Wood/Plywood Reel

Reels may be made of plywood or wood. Our wooden reels can be recycled an average of five times before retirement (see Web site for further details).



Spool or Ribbed Spool

Wire is wound onto a spool and placed inside a box for protection during shipment. Cable is wound onto a ribbed, plastic recyclable spool that is rugged, robust and easy to handle. Spools are smaller than reels.



Parallel Cone

This package is designed to fit into the GMP cast aluminum wire dispensing system (80470 or 80471). When placed on the GMP dispenser, the jumper or distribution frame wire pays out smoothly.



Knock-out Box

Cable is coiled and fastened within a box. Knock out boxes can be identified by a perforated "knock-out" that is removed, allowing access to the cable.



Coils

Coils refer to lengths of cable that have been wrapped into a shape (usually a circle) and fastened with multiple ties. Coils can be custom configured to fit a customer's unique cable and wire feeding systems.